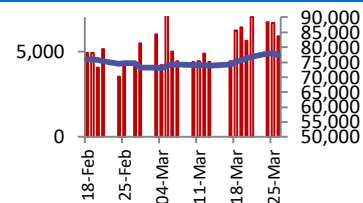
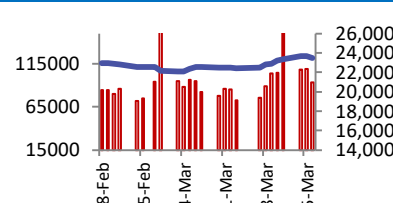


BSE



Open	78021
High	78168
Low	77194
Close	77289
Change	-729
Volume (Lacs)	7639
Turnover (Rs.inCr)	5888

NSE



Open	23701
High	23737
Low	23452
Close	23487
Change	-182
Volume(Lacs)	38312
Turnover(Rs.in Cr)	93604

World Markets	Current	Previous	Pt. Chg	Var(%)
Dow	42455	42588	(133)	-0.3%
Dow Futures	42766	42746	20	0.0%
Nasdaq	17899	18272	(373)	-2.0%
FTSE	8690	8664	26	0.3%
Nikkei	37674	38027	(353)	-0.9%
Hang Seng	23814	23483	330	1.4%
Gift Nifty	23476	23530	(54)	-0.2%
Straits Singapore	3985	3964	21	0.5%
South Korea	2621	2644	(23)	-0.9%
Taiwan	21957	22260	(303)	-1.4%
Shanghai	3381	3369	13	0.4%

Commodity Prices	Current	Previous	Pt. Chg	Var(%)
Copper (\$/MT)	9927	10112	(185)	-1.8%
Alumin (\$/MT)	2607	2610	(3)	-0.1%
Zinc (\$/MT)	2956	2972	(16)	-0.5%
Brent Crude (\$/bbl)	74	74	0	0.2%
Gold (\$/Ounce)	3032	3019	13	0.4%
Silver (\$/Ounce)	34	34	0	0.2%
Light Crude (\$/bbl)	70	70	0	0.3%
N G (\$/mmbtu)	4	4	(0)	-0.2%
Sugar (\$/MT)	540	545	(4)	-0.8%
Rubber (Rs./kg)	205	205	0	0.0%
Baltic Dry Index	1634	1642	(8)	-0.5%

Currency Exchange Rate	Current	Previous	Var(%)
Rs./ \$ rate	85.72	85.77	-0.06%
Rs./ Euro	92.53	92.64	-0.12%
Rs./Chinese Yuan	11.80	11.81	-0.12%
Yen / \$ rate	150.18	150.57	-0.26%
\$ US/Euro	1.08	1.08	0.21%

Dollar Index	Current	Previous	Var(%)
Dollar Index	104.09	104.09	0.00%

Support/ Resistance Levels for Today		
	Nifty	Bank Nifty Fut
Support 1	23440	51000
Support 2	23370	50740
Resistance	23540	51540

Securities in Ban For Trade
HINDCOPPER

Market Review

US: Wall Street stocks ended sharply lower on Wednesday, dragged down by losses in Nvidia and Tesla as investors awaited information about long-promised U.S. tariffs on automotive imports.

Asia: Asia-Pacific markets fell Thursday, tracking losses on Wall Street as investors weighed U.S. President Donald Trump's 25% tariffs on auto imports.

India: The Indian benchmarks--Nifty 50 and Sensex drowned in a sea of red on March 26, halting a seven-day winning streak amid broad based selling across the market. Concerns over the imposition of Trump's tariffs from April 2, weakness in the Indian rupee and a rise in oil prices were some factors that sparked profit booking in the market. **Market is expected to open on a flattish note and likely to witness range bound move during the day.**

Global Economy: Trump signed a proclamation to implement a 25% tariff on auto imports, expanding a trade war designed to bring more manufacturing jobs to the US and setting the stage for an even broader push on levies next week. "What we're going to be doing is a 25% tariff on all cars that are not made in the United States. We're going to charge countries for doing business in our country and taking our jobs, taking our wealth, taking a lot of things that they've been taking over the years," Trump said.

China's industrial profits slipped in the first two months of 2025, signalling a challenging period ahead for businesses as they navigate persistent deflationary forces and an escalating trade war with the United States. The economy got off to an uneven start this year, as retail sales growth accelerated while consumer and producer prices contracted and exports remained sluggish, maintaining pressure on policymakers to ramp up stimulus. Industrial profits fell 0.3% in the Jan-Feb period from the same period last year. This compared with an 11% increase in earnings in December.

Commodities: Oil prices nudged higher on concerns about tighter global supply after the U.S. tariff threat on Venezuelan oil buyers, while market players also grappled with the impact of Trump's latest announcement on auto-sector tariffs.

Gold gained on Thursday as concerns grew over U.S. President Donald Trump's plans to impose reciprocal tariffs next week, following a 25% tariff pressed on imported cars and light trucks that ratcheted up a global trade.

Currency: The euro weakened to a three-week low and the yen was steady against the dollar after U.S. President Donald Trump slapped a 25% tariff on imported cars and light trucks starting next week as the looming all-out trade war dims risk sentiment.

FII Derivative Transactions (Rs. Cr)

Contracts	Purchase		Sell		Net	Open Interest (OI)		OI (Previous day)		Change	
	Contract	Value	Contract	Value		Contract	Value	Contract	Value	Contract	Value
Index Future	94622	16097	87751	14768	1329	254955	42210	265518	44381	(10563)	(2171)
Index Option	11856418	2005077	11697140	1981931	23146	4103289	691890	4007280	682080	96009	9810
Stock Future	1523601	92758	1513327	92165	593	5819248	354740	5809808	355954	9440	(1214)
Stock Option	1161803	72236	1200268	74407	(2171)	1645139	97889	1663716	100174	(18577)	(2285)
Total	14636444	2186168	14498486	2163271	22897	11822631	1186729	11746322	1182589	76309	4140

FII All Activity-BBG (Rs Cr)		Buy	Sell	Net
19-Mar-25		15827	16858	(1031)
20-Mar-25		16341	13160	3182
21-Mar-25		46532	41269	5263
24-Mar-25		18530	12325	6206
25-Mar-25		19057	13358	5699
Month to date- Mar		255782	258308	(2525)
FII (Prov.) (Rs Cr)		Buy	Sell	Net
20-Mar-25		16328	13089	3239
21-Mar-25		49893	42422	7470
24-Mar-25		15778	12722	3056
25-Mar-25		19066	13695	5372
26-Mar-25		14316	12076	2241
Month to date-Mar		253163	257908	(4744)
DII (Prov.) (Rs. Cr)		Buy	Sell	Net
20-Mar-25		11784	14920	(3136)
21-Mar-25		18879	22081	(3202)
24-Mar-25		12879	12781	99
25-Mar-25		11693	14462	(2769)
26-Mar-25		12416	13113	(696)
Month to date-Mar		218018	190596	27421
FII Debt - BBG (Rs. Cr)		Buy	Sell	Net
19-Mar-25		7912	2404	5508
20-Mar-25		5344	1936	3408
21-Mar-25		4556	2972	1584
24-Mar-25		3357	2026	1331
25-Mar-25		3992	4632	(640)
Month to date- Mar		62800	35047	25478

Market Breadth	BSE		NSE	
	No.	%	No.	%
Advance	885	21%	569	19%
Decline	3151	76%	2336	79%
Unchanged	107	3%	42	1%

Market Turnover	26-Mar	25-Mar	Var (%)
BSE Cash	5888	6682	-12%
NSE Cash	93604	108836	-14%
NSE Futures	312673	359012	-13%
NSE Options	26341597	17068878	54%
Total (Rs.Cr)	26753762	17543407	53%

Volatility Index	26-Mar	25-Mar
Volatility Index	13.47	13.64

Index PE - TTM	26-Mar	Yr. High	Yr. Low
Sensex	21.5	25.7	20.3
Nifty	20.9	24.4	19.6

Corporate News
IT major Wipro bags £500 mn, 10-year deal with UK's Phoenix Group

IT services major Wipro announced that it had won a £500 mn (around ₹5,500 cr), 10-year strategic deal with Phoenix Group, the UK's largest long-term savings and retirement business. This will be one of the biggest publicly announced deals for Wipro since 2020. (BS)

Marico's Vietnam Arm Completes Intra-Group Merger of Beauty X

Marico Ltd.'s wholly owned subsidiary, Marico South East Asia Corp., has completed the intra-group merger of Beauty X Joint Stock Company with MSEA after receiving regulatory approval in Vietnam. Following the merger, operations of Beauty X have ceased with effect from Tuesday, it added. Beauty X, which owns the personal care brands "Purité de Prôven. (NDTV)

JSW Infrastructure completes slurry pipeline business from JSW Utkal Steel for around Rs 1,617 cr

JSW Infrastructure has acquired the slurry pipeline business from JSW Utkal Steel for approximately Rs 1,617 cr. A long-term 'take-or-pay' agreement has been signed with JSW Steel for the transportation of iron ore slurry. JSW Infrastructure is India's second-largest private port operator with a cargo handling capacity of 170 MTPA. (ET)

Economy
NHAI raises record Rs 18,380 cr via InvIT

The ministry of road transport and highways said this is the largest monetisation transaction ever in the road sector. While Rs 8,340 cr were raised in unit capital from domestic and international investors, Rs 10,040 cr was raised in debt from domestic lenders with first-time investment of Rs 2,035 cr by EPFO in InvIT. (ET)

Banking Laws Amendment Bill gets Rajya Sabha's nod; depositors can nominate four members for bank accounts or FDs

The Rajya Sabha has passed the Banking Laws Amendment Bill. The bill aims to improve governance in banks. It lets depositors have up to four nominees for their accounts. It also changes rules for bank directorships and reporting deadlines. FM Nirmala Sitharaman moved the bill, which was earlier approved by the Lok Sabha. (ET)

International
Tokyo's Japan Activation Capital raises \$512 mn in second fund from domestic investors

Tokyo-based investment firm JAC had closed its second fund at 77 bn yen (\$511.93 mn), bringing the total amount it has raised from domestic institutional investors to about 210 bn yen. (Inv)

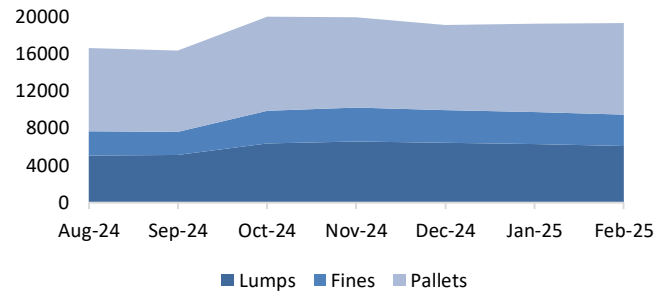
Top 5 Nifty Gainers	26-Mar	25-Mar	Var(%)
INDUSINDBK	655	637	2.9%
TRENT	5322	5185	2.6%
HCLTECH	1633	1625	0.5%
HEROMOTOCO	3646	3628	0.5%
GRASIM	2582	2569	0.5%
Top 5 Nifty Losers	26-Mar	25-Mar	Var(%)
NTPC	355	367	-3.4%
TECHM	1416	1456	-2.7%
CIPLA	1476	1511	-2.3%
BAJFINANCE	8866	9067	-2.2%
BPCL	273	279	-2.2%

BSE Index Watch	Last	1 day	1 wk	1 mth	1 yr
SENSEX	77289	-0.9%	2.4%	3.6%	5.9%
MIDCAP	41625	-0.7%	1.3%	5.5%	6.5%
SMLCAP	46386	-1.5%	0.8%	5.2%	7.8%
AUTO	48704	-0.1%	1.6%	2.1%	0.3%
BANKEK	58935	-1.1%	3.1%	6.4%	11.0%
Capital Goods	62500	0.1%	2.9%	10.6%	4.1%
FMCG	19209	-0.5%	1.3%	1.8%	0.1%
Health Care	41423	-1.4%	1.1%	6.0%	19.6%
IT	36628	-1.1%	2.8%	-4.3%	3.3%
METAL	30794	-0.5%	-0.7%	8.9%	10.4%
Oil & Gas	24727	-1.5%	2.3%	6.7%	-9.8%
Power	6577	-0.6%	1.8%	11.5%	-0.2%
Realty	6606	-1.4%	0.6%	5.1%	-6.6%

NSE USD Futures	26-Mar	25-Mar	Var (%)
Mar Expiry (Rs./\$)	85.87	85.71	0.2%
Apr Expiry (Rs./\$)	86.26	86.26	0.0%
Total Turnover (Rs. Crore)	10044	10677	-6%

Sectors	TTM PE
Auto	29.19
Auto Ancillary	39.47
Banking	13.22
Engineering	46.02
Cement	70.49
Diamonds & Jewellery	45.54
Housing Finance	24.61
Infrastructure & Const	28.85
Metals-Aluminium	26.16
Metal – Steel	17.71
Oil Expl.	8.71
Pharma	9.16
Power – Gen. Supp.	39.39
Information Tech.	28.04
Sugar	17.83
Telecom Serv. Prov.	44.95
Tyres	27.65

Iron Ore prices (Rs.) (Source: BigMint)



10 year G-Sec Yield	Current	Previous	Change
US	4.35%	4.35%	(0) bps
Japan	1.59%	1.59%	1 bps
India	6.60%	6.64%	(3) bps
UK	4.73%	4.75%	(3) bps
Libor 3 Mths	4.85%	4.85%	(0) bps

Indian Eco Data	Current	Previous	Var(%)
Forex Reserve (US\$ in bn)	654	654	0.0%
Inflation - WPI	2.38%	2.31%	7 bps
Inflation - CPI	3.61%	4.26%	(65) bps

India GDP	Q3FY25	Q2FY25	Var(%)
Growth	6.15%	5.58%	57 bps

Monetary Policy	Current	Previous	Change
Repo Rate	6.25%	6.50%	(25) bps
Reverse Repo Rate	3.35%	3.35%	0 bps
CRR	4.00%	4.00%	0 bps
O/S Banking System Liquidity (Rs bn)	-1368	-1738	369.9

IIP Growth %	Jan-25	Jan-24	Apr-Feb
IIP	5.0	4.2	4.2
Capital Goods	7.8	3.2	5.4
Mining	5.5	3.6	4.1
Manufacturing	2.4	5.6	5.2
Electricity	4.4	6.0	3.3

ADR Price Movement

Company	Price (US\$)	Volume	Previous Day Price	Volume	Variance (%)	No. of Share Per ADR	ADR Price (Rs.)	BSE Price	Variance (%)
Infosys Tech	18.66	7391127	18.83	11605907	-0.90%	1	1599.44	1599.45	0.0%
Wipro	3.10	5744198	3.14	3911863	-1.27%	1	265.72	267.40	-0.6%
Dr.Reddy's	13.29	2532976	13.45	2381088	-1.19%	1	1139.15	1164.60	-2.2%
ICICI Bank	31.40	3055953	31.51	3867818	-0.35%	2	1345.73	1335.90	0.7%
HDFC Bank	65.90	3143215	65.89	2773555	0.02%	3	1882.87	1806.55	4.2%

GDR's (US\$)

	Prices	Prev. Close	Change	Var %
L&T	40.20	40.50	(0.3)	-0.7%
RIL	59.20	59.80	(0.6)	-1.0%
SBI	88.80	90.20	(1.4)	-1.6%

US Economy Data	Current	Previous
Inflation (%) (YoY)	2.80%	3.00%
Unemployment (%)	4.00%	4.10%

Interest Rate (%)	Current	Previous
Fed Rate	4.50%	4.50%

US GDP	Q4CY24	Q3CY24
Growth (QoQ Annualized)	2.30%	3.10%

China Economy Data	Current	Previous
GDP	5.40%	4.60%
Inflation – CPI (%)	-0.70%	0.50%

Economic Calendar

	Date
Indian GDP Data	30 May
Indian Inflation Data CPI	14 Apr
Indian Inflation Data WPI	15 Apr
Indian Monetary Policy	09 Apr
India's Industrial Production (IIP)	28 Apr
US Inflation Data	10 Apr
US GDP	27 Mar
US Unemployment Data	04 Apr
US Fed Rate	07 May
China GDP	16 Apr
China Inflation Data	10 Apr

Event Update

Name	Date	Purpose
Kama Holdings Ltd.	28/03/25	Second Interim Dividend
KBC Global Ltd.	28/03/25	Bonus issue

Bulk Deal As On 26/03/25

BSE					
Security Code	Security Name	Client Name	Deal	Quantity	Price
542012	A1L	SKSE SECURITIES LIMITED CORP CM/TM PROP A/C	S	65812	494.65
542012	A1L	SKSE SECURITIES LIMITED CORP CM/TM PROP A/C	B	65812	463.81
539506	ADCON	SHIVAAY TRADING COMPANY	S	1000000	0.79
500032	BAJAJHIND	BAJAJ HOLDINGS AND INVESTMENT LIMITED	S	13068511	19.63
543606	CONTAINE	BHAWNA BHATIA	B	48000	62.09
543606	CONTAINE	SBJ BPO SERVICES LIMITED	S	65000	60.43
543606	CONTAINE	SBJ BPO SERVICES LIMITED	B	4000	61.1
540811	DML	PINKI PANKAJ VORA	S	60000	13.84
539533	ELITECON	MULTITUDE GROWTH FUNDS LIMITED	S	7500	311.3
537707	ETT	BHAVESH CHANDRAKANT SHAH HUF	S	200000	12.97
537707	ETT	BHAVESHKUMAR CHANDRAKANT SHAH	S	176686	12.99
537707	ETT	BHAVISHABEN BHAVESHKUMAR SHAH	S	200000	13
537707	ETT	CHANDRAKANTFULCHANDSHAHHUF	S	187000	12.99
537707	ETT	DIXIT KANTILAL SHAH	B	384000	12.99
537707	ETT	KALPESHBHA KANTILAL SHAH	B	384000	12.99
537707	ETT	VIKRAMKUMAR KARANRAJ SAKARIA HUF	B	300000	12.98
521137	EUREKAI	ASHISH BRAMHDEV WADKAR	B	100000	14.69
521137	EUREKAI	CHINTAN NAYAN BHAI RAJYAGURU	B	57377	14.76
521137	EUREKAI	MICRO SPARK VENTURES LLP	S	56640	14.87
521137	EUREKAI	NAVNEETSOOD	S	45000	14.69
543895	EXHICON	ANANT WEALTH CONSULTANTS PRIVATE LIMITED	S	65000	256.4
570002	FELDVR	PRASHANT JAYANTILAL PATEL	S	284460	3.57
570002	FELDVR	PRASHANT JAYANTILAL PATEL	B	54	3.65
570002	FELDVR	TANAY PRASANT PATEL	B	284406	3.57
539032	FRASER	KEVALKUMAR HARSHADRAI SANGHAVI	B	100000	9.85
539032	FRASER	VIMURA INVESTMENTS LLP	S	50758	9.85
540613	GEL	GIRIRAJ TRADING	S	31500	103.27
540613	GEL	SKYTOUCH CAPITAL PRIVATE LIMITED	B	24000	103.13
540936	GGL	KRIYANSH GOLD PRIVATE LIMITED .	B	249868	3.9
540936	GGL	RINA MUKESH SURANI	S	250000	3.9
543520	GLHRL	ANANT WEALTH CONSULTANTS PRIVATE LIMITED	S	200000	22.38
543520	GLHRL	YOGESHKUMAR RASIKLAL SANGHAVI	B	100000	22.5
513536	GNRL	GOYENKA REAL ESTATE LLP	S	941080	24.84
532761	HOVS	BHAVESH DHIRESHBHAI SHAH	B	75500	44.54
532761	HOVS	ISHA SECURITIES LIMITED	S	75179	44.54
526717	HPBL	E TRAV TECH LIMITED .	S	79000	113.24
511194	ICDSLTD	KANARA CONSUMER PRODUCTS LIMITED	B	171006	44.19
511194	ICDSLTD	MANIPAL HIGH SCHOOL TRUST	S	171006	44.19
539449	IGCIL	DHANANJAY RAMESH SHAH	B	194500	6.56
539449	IGCIL	DIMPLE JANESH SHAH	S	194500	6.56
532894	INDOWIND	INDUS CAPITAL PRIVATE LIMITED	B	1000000	16.51
532894	INDOWIND	INDUS FINANCE CORPORATION LIMITED	S	1000000	16.51
524614	INDXTRA	GRID TRADING PRIVATE LIMITED	B	900000	4.72
524614	INDXTRA	MSB E TRADE SECURITIES LIMITED	B	682000	4.73
524614	INDXTRA	RAJESHBHAI KANTILAL SHAH	S	1133000	4.71

524614	INDXTRA	VICKY RAJESH JHAVERI	S	845000	4.71
513361	ISWL	KHAMGAON LAND DEVELOPMENT AND TRADING COMPANY PRIVATE I	S	2459177	5.5
531780	KACL	LORANCE INVESTMENTS AND TRADING LIMITED	S	458558	5.3
540696	KCDGROUP	ANEES ALNASIR GILANI	S	400000	6
540696	KCDGROUP	GOODWILL STAR LLP	B	398935	6.01
539841	LANCER	MULTITUDE GROWTH FUNDS LIMITED	S	1928173	14.77
543364	MARKOLINES	ALMONDZ GLOBAL SECURITIES LIMITED.	S	121600	124.76
543982	MESON	INDIA EMERGING GIANTS FUND LIMITED- EQUITY OPPORTUNITY	B	70800	403.55
526251	MIDEASTP	ABDULSAMAD SAHEBMIYA SHAIKH	S	26000	15.17
526251	MIDEASTP	BRJESH DEVRAJBHAI PATEL	B	69500	15.17
526251	MIDEASTP	DILIP THAKKER	B	40000	15.17
526251	MIDEASTP	POONAM KISHOR SHAH	S	90000	15.17
543305	NAVODAYENT	RASHMI RANJAN MAJHI	B	156000	5.21
543305	NAVODAYENT	SHIVANISHARMA	S	24000	5.19
543305	NAVODAYENT	SHIVANISHARMA	B	48000	5.24
543305	NAVODAYENT	SUBNESHCHANDER	S	180000	5.22
539016	NEIL	PRABHAT FINANCIAL SERVICES LIMITED	S	185000	9.58
543385	NHIT	AXIS BANK LIMITED	S	17175000	133.8
542206	NIVAKA	SHUBHAM DEALMARK PRIVATE LIMITED	B	673000	3.72
531512	ORIENTTR	KARISHMA TUSHAR PANSARE	B	62653	22.73
533100	PEIL	RAGHUNATHAN V R	S	305914	3.55
530077	PURETROP	ASHOK VISHINDAS MOTIANI	B	48000	110.22
538921	RAFL	GAINFUL MULTITRADE PRIVATE LIMITED	S	191875	75.5
538921	RAFL	MENTOK MARKETING PRIVATE LIMITED	B	161250	75.5
543285	RCAN	SACHIN GOVINDLAL MODI	S	58800	279.4
543256	RFLL	BHOOMI JITESH SHAH	B	67027	18.98
542725	SBC	SBC FINMART LIMITED	S	4770524	12.46
534708	SHANTIGURU	GEETHASENTHILNATHAN	S	78000	6.44
543963	SHELTER	PARVEZBANU MOHAMED RAFIQ IDARIYA	S	72000	38.16
543970	SHOORA	ABHAY CHANDRAKANT LAKHANI	B	46500	46.1
543970	SHOORA	BHANSALI VALUE CREATIONS PRIVATE LIMITED	B	55500	46.05
543970	SHOORA	FINAAX CAPITAL ADVISORS PRIVATE LIMITED	S	55500	46.05
543970	SHOORA	TRUVITO CORPORATE ADVISORS LLP	S	46500	46.1
531962	SHREMETAL	ASHISHKUMAR JAGDISHCHANDRA BANGUR HUF	S	90000	32.3
531962	SHREMETAL	MUKESHKUMAR JAGDISHCHANDRA BANGUR HUF	S	93165	32.09
531962	SHREMETAL	PRATIK RADHESHYAM KABRA	B	89500	32.3
531962	SHREMETAL	RADHESHYAM LALURAM KABRA	B	94034	32.09
536710	SRGSFL	NEETA JAIN	S	30000	27.73
536710	SRGSFL	SATYA NARAYAN KHANDLWAL	S	27000	28.07
536710	SRGSFL	VINOD KUMAR JAIN	B	57000	27.89
540914	SRUSTEELS	CHAUBARA EATS PRIVATE LIMITED	S	600000	5.41
539117	SUJALA	JOYDEEP COMMOSALES LLP	B	62861	73.8
539117	SUJALA	SAHITAY COMMOSALES LLP	B	60000	74.25
539117	SUJALA	VIMURAS FAMILY PRIVATE TRUST	S	150000	73.98
543745	SVS	ANKIT KIRTI GADA	B	162000	12.13
543745	SVS	HARDIK MILANBHAI MITHANI (HUF)	S	552000	12.13
543745	SVS	MILAN JAYVANTLAL MITHANI(HUF)	S	180000	12.13
543745	SVS	PASHUPATI CAPITAL SERVICE PVT LTD	B	324000	12.13
530217	SWOJAS	PARTHRAJSINH HARSHADSINH RANA	S	505000	15.07
542803	VEL	CHAITANYA GAURISHANKAR JOSHI	B	50000	12
542803	VEL	DOLLY VISHAL SHAH	B	50000	12
542803	VEL	VAX ENTERPRISE PRIVATE LIMITED	S	196151	12
538970	WARDINMOBI	YATIN SANJAY GUPTA	S	2100001	20.22
538970	WARDINMOBI	YATIN SANJAY GUPTA	B	1	19.84

NSE

Security Code	Security Name	Client Name	Deal	Quantity	Price
ATFL	Agro Tech Foods Limited	CAG-TECH (MAURITIUS) LIMITED	BUY	155000	797.8
ATFL	Agro Tech Foods Limited	INFINITY PORTFOLIO HOLDINGS	SELL	155000	797.8
AKG	AKG Exim Limited	MLH VENTURES LLP	SELL	169849	13.67
ANYA	Any a Poly tech & Ferti Ltd	ZETA GLOBAL FUNDS (OEIC) PCC LIMITED-ZETA SERIES B FUND PC	BUY	1110000	25.19
ARISTO	Aristo Bio T and Lifesc L	SUNIL MURLIMANOHAR KABRA	BUY	36800	97.11
FELDV	Class B shares (Series 1)	AAKASH PANKAJ PATEL	BUY	390339	3.54
FELDV	Class B shares (Series 1)	DAMYANTI ASHWIN PATEL	SELL	251479	3.53
FELDV	Class B shares (Series 1)	PURVI PANKAJ PATEL	SELL	390339	3.54
FELDV	Class B shares (Series 1)	SWATI PRASHANT PATEL	SELL	222431	3.54
FELDV	Class B shares (Series 1)	TANAY PRASANT PATEL	BUY	222431	3.54
FELDV	Class B shares (Series 1)	URVI RAJIV SOBHANI	BUY	251479	3.53
FORGEAUTO	Forge Auto Internation L	J4S VENTURE FUND-I	SELL	78000	69.35
GICHSGFIN	Gic Housing Finance Ltd	ANIL KANTIPRASAD PODDAR	SELL	347246	168.52
GICHSGFIN	Gic Housing Finance Ltd	MONEKA ANIL PODDAR	BUY	347246	168.52
GICL	Globe Intl Carriers Ltd	VINAY ARUNKUMAR SANKLECHA	SELL	175500	93.3
HINDMOTORS	Hindustan Motors Limited	AMAR NATH JAISWAL	SELL	1600000	21.61
JISLDVREQS	Jain DVR Equity Shares	AAKASH PANKAJ PATEL	BUY	188724	28.1
JISLDVREQS	Jain DVR Equity Shares	PANKAJ JAYANTILAL PATEL	SELL	188724	28.1
JEYYAM	Jeyyam Global Foods Ltd	NNM NEXTGEN ADVISORY PRIVATE LIMITED	BUY	800000	37
MOS	Mos Utility Limited	AJAY NATAVARLAL COMMODITIES PRIVATE LIMITED	BUY	130000	270
MOS	Mos Utility Limited	ALBULA INVESTMENT FUND LTD	BUY	230000	266
MOS	Mos Utility Limited	EBENE GLOBAL OPPORTUNITY FUND	SELL	368000	270
MOS	Mos Utility Limited	MULTITUDE GROWTH FUNDS LIMITED	SELL	230000	266
PRAMARA	Pramara Promotions Ltd	ASHADEVI LATH	BUY	97000	122.5
PRAMARA	Pramara Promotions Ltd	ROHIT NANDKISHORE LAMBA	SELL	195000	121.6
PRAXIS	Praxis Home Retail Ltd	SAGAR KANTILAL JAIN	BUY	764393	9.72
PRECISION	Precision Metaliks Ltd	B.W.TRADERS	SELL	488000	22.45
PRECISION	Precision Metaliks Ltd	RAMSHA KHAN	BUY	140000	22
PRECISION	Precision Metaliks Ltd	SAPNA DEVANG SHAH	SELL	118000	22.02
REPL	Rudrabhishek Enterp Ltd	ANISHA FINCAP CONSULTANTS LLP	BUY	120001	165.49
REPL	Rudrabhishek Enterp Ltd	SECUROCROP SECURITIES INDIA PRIVATE LIMITED	SELL	118196	165.49
SAKHTISUG	Sakthi Sugars Ltd.	ANITA JAIDEEP SAMPAT	SELL	626463	21.71
SAKHTISUG	Sakthi Sugars Ltd.	JAIDEEP SAMPAT	BUY	1311463	21.71
SAKHTISUG	Sakthi Sugars Ltd.	MALTI NARENDRA SAMPAT	SELL	685000	21.71
SECL	Salasar Exterior Cont Ltd	NNM NEXTGEN ADVISORY PRIVATE LIMITED	BUY	1500000	9.3
SECL	Salasar Exterior Cont Ltd	NNM SECURITIES PVT LTD	SELL	1500000	9.3
SATIPOLY	Sati Poly Plast Limited	CRAFT EMERGING MARKET FUND PCC- CITADEL CAPITAL FUND	SELL	39000	73.5
SATIPOLY	Sati Poly Plast Limited	NAV CAPITAL VCC - NAV CAPITAL EMERGING STAR FUND	BUY	39000	73.5
SBC	SBC Exports Limited	SBC INFOTECH LIMITED	BUY	3400519	12.45
SMVD	SMVD Poly Pack Limited	ATUL JAIN	BUY	92920	11.3
SMVD	SMVD Poly Pack Limited	NARESH KUMAR SARAOGI	SELL	113120	11.3
SBGLP	Suratwala Bus Group Ltd	WEALTH 4 U HOSPITALITY CONSULTANCY PRIVATE LIMITED	SELL	1171529	36.23
TCL	Thaai Casting Limited	APT AGROTECH INDUSTRIES PVT LTD	BUY	213600	85.12
TFCILTD	Tourism Finance Corp	SETU SECURITIES PRIVATE LIMITED	BUY	1084968	162.8
TRIDENT	Trident Limited	MADHURAJ FOUNDATION	BUY	25000000	24.9
TRIDENT	Trident Limited	TRIDENT LIMITED EMPLOYEES WELFARE TRUST	SELL	25000000	24.9
VERTEXPLUS	Vertex plus Technologies L	CRAFT EMERGING MARKET FUND PCC- ELITE CAPITAL FUND	BUY	65400	116.81
VERTEXPLUS	Vertex plus Technologies L	KOMAL ANKIT AGRAWAL	SELL	49800	117.5
VERTEXPLUS	Vertex plus Technologies L	NIRAV BHARATBHAI PATEL (HUF)	SELL	34800	106.6

Disclosure:

Research Reports that are published by Nirmal Bang Securities Private Limited (hereinafter referred to as "NBSPL") are for private circulation only. NBSPL is a registered Research Analyst under SEBI (Research Analyst) Regulations, 2014 having Registration no. INH000001766. NBSPL is also a registered Stock Broker with National Stock Exchange of India Limited, BSE Limited, Metropolitan Stock Exchange of India Limited, Multi Commodity Exchange of India Limited and , National Commodity and Derivative Exchange Limited in Capital Market , Equity and Commodities derivatives segments and Currency Derivatives Segment .

NBSPL has other business divisions with independent research teams separated by Chinese walls, and therefore may, at times, have different or contrary views on stocks and markets.

NBSPL or its associates have not been debarred / suspended by SEBI or any other regulatory authority for accessing / dealing in securities Market since last 20 years. NBSPL, its associates or analyst or his relatives do not hold any financial interest (Except Investment) in the subject company. NBSPL or its associates or Analyst do not have any conflict or material conflict of interest at the time of publication of the research report with the subject company. NBSPL or its associates or Analyst or his relatives may or may not hold beneficial ownership of 1% or more in the subject company at the end of the month immediately preceding the date of publication of this research report.

NBSPL or its associates / analyst has not received any compensation / managed or co-managed public offering of securities of the company covered by Analyst during the past twelve months. NBSPL or its associates have not received any compensation or other benefits from the company covered by Analyst or third party in connection with the research report. Analyst has not served as an officer, director or employee of Subject Company. NBSPL / analyst has not been engaged in market making activity of the subject company.

Analyst Certification: The research analysts and authors of these reports, hereby certify that the views expressed in this research report accurately reflects my/our personal views about the subject securities, issuers, products, sectors or industries. It is also certified that no part of the compensation of the analyst(s) was, is, or will be directly or indirectly related to the inclusion of specific recommendations or views in this research. The analyst(s) principally responsible for the preparation of this research report and has taken reasonable care to achieve and maintain independence and objectivity in making any recommendations.

Disclaimer:

The Research Report is for the personal information of the authorized recipient and does not construe to be any investment, legal or taxation advice. NBSPL is not soliciting any action based upon it. Nothing in the research report shall be construed as a solicitation to buy or sell any security or product, or to engage in or refrain from engaging in any such transaction. In preparing the research report, we did not take into account the investment objectives, financial situation and particular needs of the reader.

The research report has been prepared for the general use of the clients of NBSPL and must not be copied, either in whole or in part, or distributed or redistributed to any other person in any form. If you are not the intended recipient you must not use or disclose the information in the research report in any way. Though disseminated to all the customers simultaneously, not all customers may receive the research report at the same time. NBSPL will not treat recipients as customers by virtue of their receiving the research report. The research report is not directed or intended for distribution to or use by any person or entity resident in a state, country or any jurisdiction, where such distribution, publication, availability or use would be contrary to law, regulation or which would subject NBSPL & its group companies to registration or licensing requirements within such jurisdictions.

The report is based on the information obtained from sources believed to be reliable, but we do not make any representation or warranty that it is accurate, complete or up-to-date and it should not be relied upon as such. We accept no obligation to correct or update the information or opinions in it. NBSPL or any of its affiliates or employees shall not be in any way responsible for any loss or damage that may arise to any person from any inadvertent error in the information contained in the research report. NBSPL or any of its affiliates or employees do not provide, at any time, any express or implied warranty of any kind, regarding any matter pertaining to this report, including without limitation the implied warranties of merchantability, fitness for a particular purpose, and non-infringement. The recipients of the research report should rely on their own investigations.

This information is subject to change without any prior notice. NBSPL reserves its absolute discretion and right to make or refrain from making modifications and alterations to this statement from time to time. Nevertheless, NBSPL is committed to providing independent and transparent recommendations to its clients, and would be happy to provide information in response to specific client queries.

Before making an investment decision on the basis of research report, the reader needs to consider, with or without the assistance of an adviser, whether the advice is appropriate in light of their particular investment needs, objectives and financial circumstances. There are risks involved in securities trading. The price of securities can and does fluctuate, and an individual security may even become valueless. International investors are reminded of the additional risks inherent in international investments, such as currency fluctuations and international stock market or economic conditions, which may adversely affect the value of the investment. Opinions expressed are subject to change without any notice. Neither the company nor the director or the employees of NBSPL accept any liability whatsoever for any direct, indirect, consequential or other loss arising from any use of the research report and/or further communication in relation to the research report. Here it may be noted that neither NBSPL, nor its directors, employees, agents or representatives shall be liable for any damages whether direct or indirect, incidental, special or consequential including lost revenue or lost profit that may arise from or in connection with the use of the information contained in the research report.

Copyright of this document vests exclusively with NBSPL.

Our reports are also available on our website

Registration granted by SEBI and certification from NISM in no way guarantee performance of NBSPL or provide any assurance of returns to investors.

Nirmal Bang Research (Division of Nirmal Bang Securities Pvt. Ltd.)

B-2, 301/302, Marathon Innova,
Opp. Peninsula Corporate Park
Off. Ganpatrao Kadam Marg
Lower Parel(W), Mumbai-400013
Board No. : 91 22 6723 8000/8001
Fax. : 022 6723 8010